

TODAY'S MARKET REVIEW

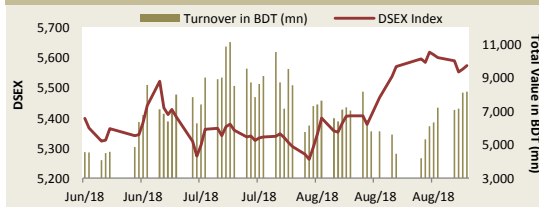
The stock market witnessed another upbeat session today as the enthusiastic investors continued their buying spree. The optimistic investors buying appetite mostly observed in the beginning of the trading session, which added 47 points in the prime index in the first half while in the second half investors started to book profit and ultimately prime index closed at 12 points higher. Fuel & power, financial institution and bank sectors grabbed the investors' attention while telecom, food and paper sectors observed liquidation in the day's session. Total turnover has remained flat over the previous session. Top ten traded stocks captured around 37.5% of the day's total turnover where the power sector's stock KPCL, continued its dominance in the top ten turnover list for the fifth consecutive sessions by grabbing 7.8% of day's total turnover. At the days end, the DSEX and DS30 added 12.0 points, and 2.9 points and while lost 1.3 points respectively to their previous day's level.

The major sectors witnessed correction today. Among the major sectors based on market capitalization –paper (-3.8%), telecom (-1.2%) and food (-0.7%) sectors witnessed price correction while fuel & power (1.5%), financial institution (0.7%) and bank (0.6%) sectors achieved price appreciation in the day's session. The investors' activity was mostly centered on engineering (19.4%), fuel & power (17.1%) and pharmaceutical (11.5%) sectors while KPCL (7.8%), ACTIVEFINE (5.5%) and SUMITPOWER (4.7%) led the scrip wise turnover board today.

The port city bourse CSE increased by 59.90 points in its broad based index –CASPI.

TODAY'S MARKET SUMMARY

	Today	Yesterday	Change	%
DSEX	5,574	5,562	12.0	0.2%
DS30	1,959	1,956	2.9	0.1%
DSE5	1,279	1,280	(1.3)	-0.1%
Market Cap (BDT bn)	3,964	3,963	0.6	0.0%
Turnover (BDT mn)	8,172	8,118	54.9	0.7%
Volume (mn)	200	183	17.3	9.5%
No of Issues Advanced	136	156		
No of Issues Declined	149	131		
Issues Unchanged	51	49		
Market Trailing P/E	16.2	16.2		
Market Forward P/E	15.7	15.7		

3-MONTHS MARKET MOVEMENT

UPCOMING DIVIDENDS/ RIGHTS OFFERINGS

Ticker	Record Date	Date of AGM	Declaration
APEXTANRY	12-Sep-17	8-Oct-17	40% C
DSSL	13-Sep-17	12-Nov-17	5% C & 20% B
ICBAGRANI1	10-Sep-17	-	5.5% C
ICBAMCL2ND	10-Sep-17	-	6% C
ICBSONALI1	10-Sep-17	-	7% C
IFILISLMF1	10-Sep-17	-	9% C
PRIME1ICBA	10-Sep-17	-	7% C
RELANCE1	12-Sep-17	-	11% C
UPGDCL	6-Sep-17	30-Oct-18	90% C & 20% B

ONGOING/ UPCOMING IPOs

Name	Subs. Open	Subs. Close	Offer Price (BDT)
Kattali Textile	28-Aug-18	13-Sep-18	10.0

TODAY'S WORLD STOCK INDICES

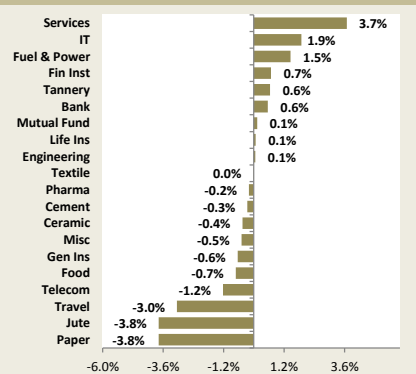
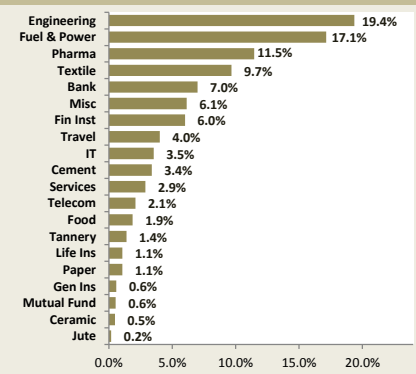
	Value	Change	% Change
DJIA (USA)	25,974.99	22.51	0.09%
FTSE 100 (UK)	7,385.70	2.42	0.03%
SENSEX (India)	38,114.83	96.52	0.25%
STI (Singapore)	3,142.90	-13.38	-0.42%
Nikkei 225 (Japan)	22,487.94	-92.89	-0.41%

Website: www.ilsbd.com

E-mail: securities@ilsbd.com

TODAY'S SECTOR MOVEMENT

Sector	Return	Turnover	% Turnover	% of M.Cap	Trailing P/E	Forward P/E	Price/BV
Bank	0.6%	571.5	7.0%	17.6%	9.1	10.2	1.0
Cement	-0.3%	276.6	3.4%	3.4%	34.6	37.4	3.2
Ceramic	-0.4%	39.2	0.5%	0.9%	26.4	30.1	2.0
Engineering	0.1%	1,581.4	19.4%	6.1%	23.0	19.3	2.0
Financial Institutions	0.7%	490.6	6.0%	6.2%	14.3	18.5	1.9
Food & Allied	-0.7%	154.1	1.9%	7.6%	26.0	18.3	6.6
Fuel & Power	1.5%	1,401.1	17.1%	13.7%	16.1	15.5	1.8
General Insurance	-0.6%	49.0	0.6%	1.1%	11.2	10.2	0.8
IT	1.9%	289.6	3.5%	0.5%	28.5	21.0	2.4
Jute	-3.8%	16.1	0.2%	0.0%	108.7	339.4	2.2
Life Insurance	0.1%	88.0	1.1%	1.5%	-	-	-
Miscellaneous	-0.5%	502.5	6.1%	3.1%	19.6	21.3	1.2
Mutual Fund	0.1%	45.1	0.6%	1.1%	7.6	8.8	18.4
Paper & Printing	-3.8%	87.8	1.1%	0.7%	-	57.0	2.8
Pharma. & Chemicals	-0.2%	937.3	11.5%	14.7%	19.8	17.9	2.6
Services & Real Estate	3.7%	236.3	2.9%	0.6%	17.1	17.5	1.3
Tannery	0.6%	113.3	1.4%	0.8%	19.4	16.9	2.7
Telecommunication	-1.2%	172.7	2.1%	15.7%	19.3	15.6	11.3
Textile	0.0%	790.9	9.7%	3.8%	20.5	18.7	1.1
Travel & Leisure	-3.0%	329.3	4.0%	0.7%	39.8	31.3	0.7

Sector Return

Turnover Distribution

TOP GAINERS

Ticker	Price (BDT)	Change**	Forward P/E*
PROGRESLIF	63.8	8.7%	n/a
SUMITPOWER	43.8	8.1%	9.7
SHASHADNIM	61.6	8.1%	12.7
ACTIVEFINE	40.5	7.1%	15.1
BARKAPOWER	32.5	6.6%	16.1
BENGALWTL	37.8	5.9%	25.3
NAHEEACP	69.6	5.5%	21.9
STANCERAM	131.9	5.2%	183.2
KPCL	99.9	5.0%	19.1
AFCAGRO	42.2	5.0%	14.7

TOP LOSERS

Ticker	Price (BDT)	Change**	Forward P/E*
MEGH NAPET	13.3	-7.0%	n/a
NORTHERN	355.8	-5.7%	n/a
RDFOOD	19.9	-4.8%	29.9
PENINSULA	34.6	-4.7%	55.2
BSCCL	108.8	-4.3%	582.9
BPML	126.6	-4.2%	51.3
TOSRIFA	22.8	-4.2%	33.5
SPCERAMICS	16.1	-4.2%	48.3
PRIMETEX	32.6	-4.1%	33.5
INTRACO	31.9	-3.9%	41.7

TOP TURNOVER° (BDT mn)

Ticker	Price (BDT)	Turnover	% Turnover
KPCL	99.9	637.2	7.8%
ACTIVEFINE	40.5	451.7	5.5%
SUMITPOWER	43.8	383.5	4.7%
IFADAUTOS	127.1	283.3	3.5%
NAHEEACP	69.6	243.2	3.0%
AMANFEED	73.1	239.0	2.9%
PENINSULA	34.6	235.2	2.9%
CONFIDCEM	216.6	235.2	2.9%
BSCABLES	122.0	216.6	2.7%
OIMEX	48.4	141.5	1.7%

TOP MKT CAP (BDT mn)

Ticker	Price (BDT)	M. Cap	% M.Cap
GP	384.1	518,650	15.2%
SQURPHARMA	275.1	202,856	5.9%
BATBC	3,299.3	197,958	5.8%
UPGDCL	363.5	145,123	4.2%
ICB	139.2	92,492	2.7%
RENATA	1,224.0	85,718	2.5%
BRACBANK	73.6	80,752	2.4%
LHBL	53.7	62,366	1.8%
BERGERPBL	1,228.2	56,961	1.7%
SUMITPOWER	43.8	46,773	1.4%

Source: DSE, <http://www.dsebd.org>; <http://www.bloomberg.com>; ILSL Research Team

* Based on current outstanding no. of shares; **No. of shares adjusted on record date; °Turnover includes block trade

Disclaimer: This document has been prepared by International Leasing Securities Limited (ILSL) for information only of its clients on the basis of the publicly available information in the market and own research. This document has been prepared for information purpose only and does not solicit any action based on the material contained herein and should not be construed as an offer or solicitation to buy or sell or subscribe to any security. Neither ILSL nor any of its directors, shareholders, member of the management or employee represents or warrants expressly or impliedly that the information or data of the sources used in the documents are genuine, accurate, complete, authentic and correct. However all reasonable care has been taken to ensure the accuracy of the contents of this document. ILSL will not take any responsibility for any decisions made by investors based on the information herein.